

# DEMOGRAPHICS

## 2017-18 COMPREHENSIVE PLAN VILLAGE OF NEW LENOX, ILLINOIS

# PROJECTED POPULATION GROWTH: FROM 25,000 IN 2015 TO 36,000 BY 2030 AND 43,500 BY 2040

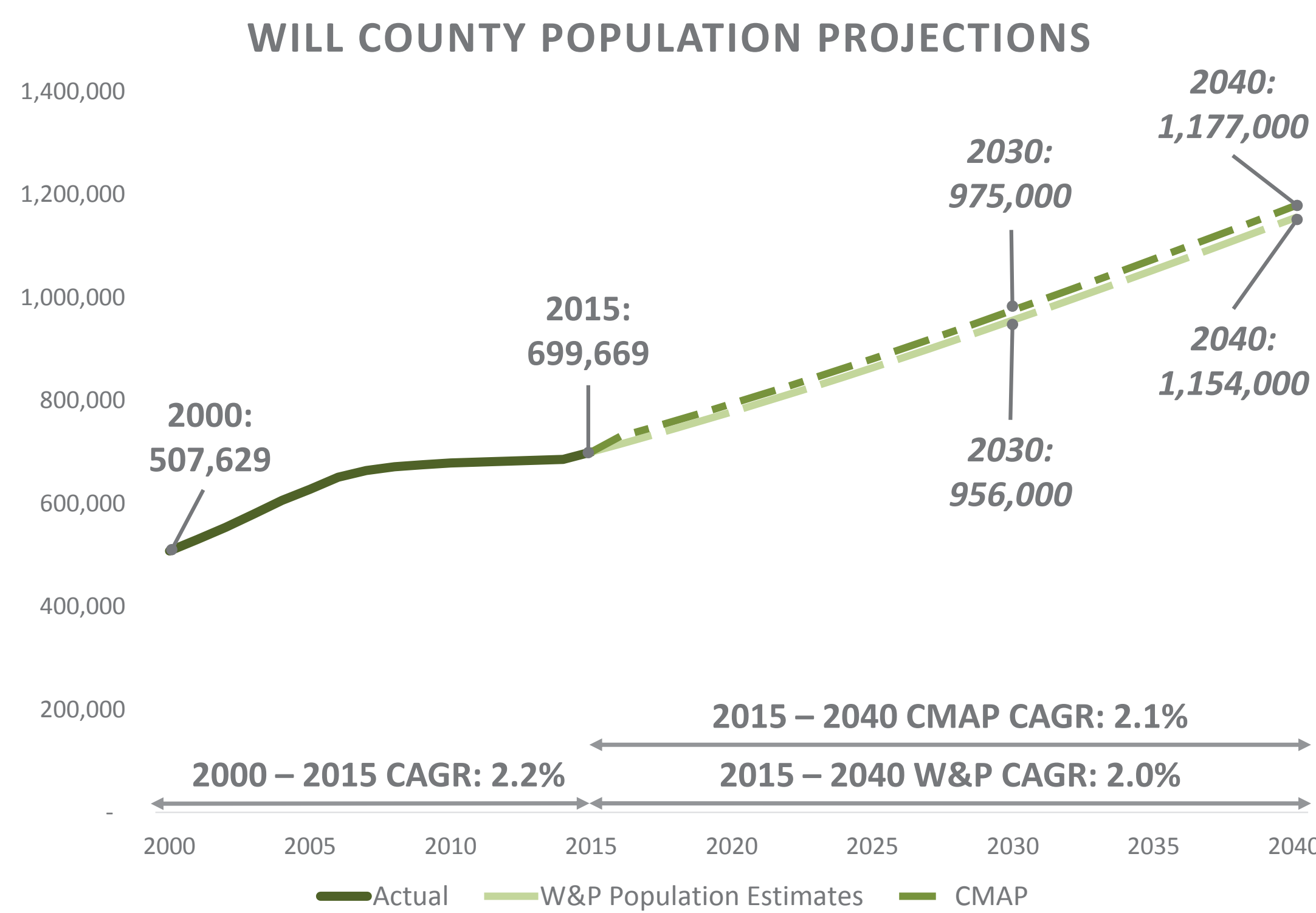


NEW LENOX

COMPREHENSIVE PLAN

### 01 Demography: Population

Between 2000 and 2015, Will County has grown at a compound annual growth rate of 2.2%. Between 2015 and 2040, Will County is anticipated to add approximately 478,000 people, growing at a CAGR of 2.1%. Over the 2000 to 2015 period, New Lenox grew at a CAGR of 2.3%. *SB Friedman* projects the Village could grow at a CAGR of 2.2% between 2015 and 2040.



Source: CMAP; *SB Friedman*; Woods and Poole

### NEW LENOX POPULATION

Year	Population
2000	17,771
2010	24,394
2015	25,024
2030 ( <i>SBF Projection</i> )	36,100
2040 ( <i>SBF Projection</i> )	43,500
2040 ( <i>CMAP Projection</i> )	68,178

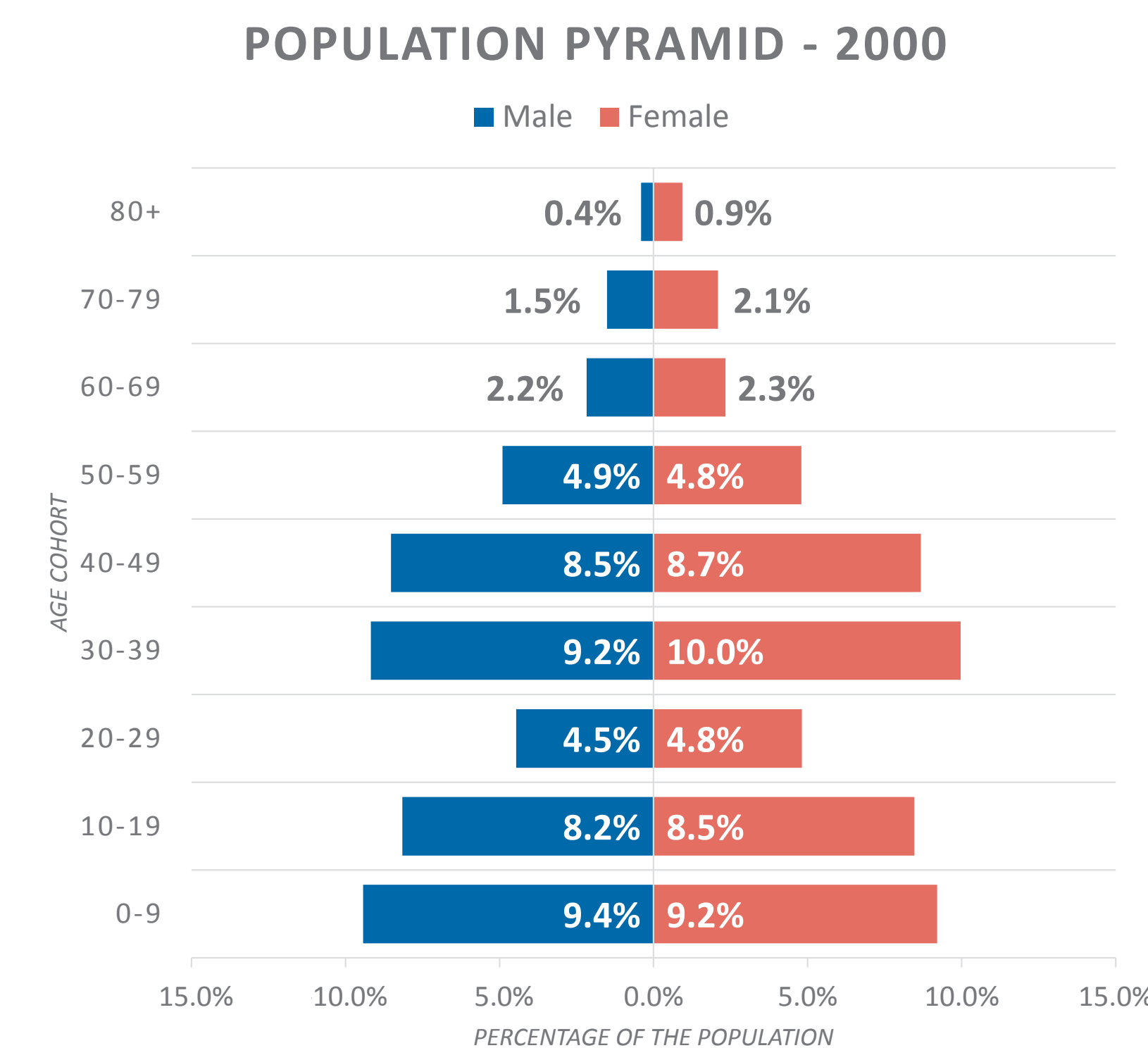
Source: 2000 Census; 2010 Census; 2011-2015 5-Year American Community Survey; CMAP; *SB Friedman*

4

COMPREHENSIVE PLAN

### 01 Demography: Population Pyramids

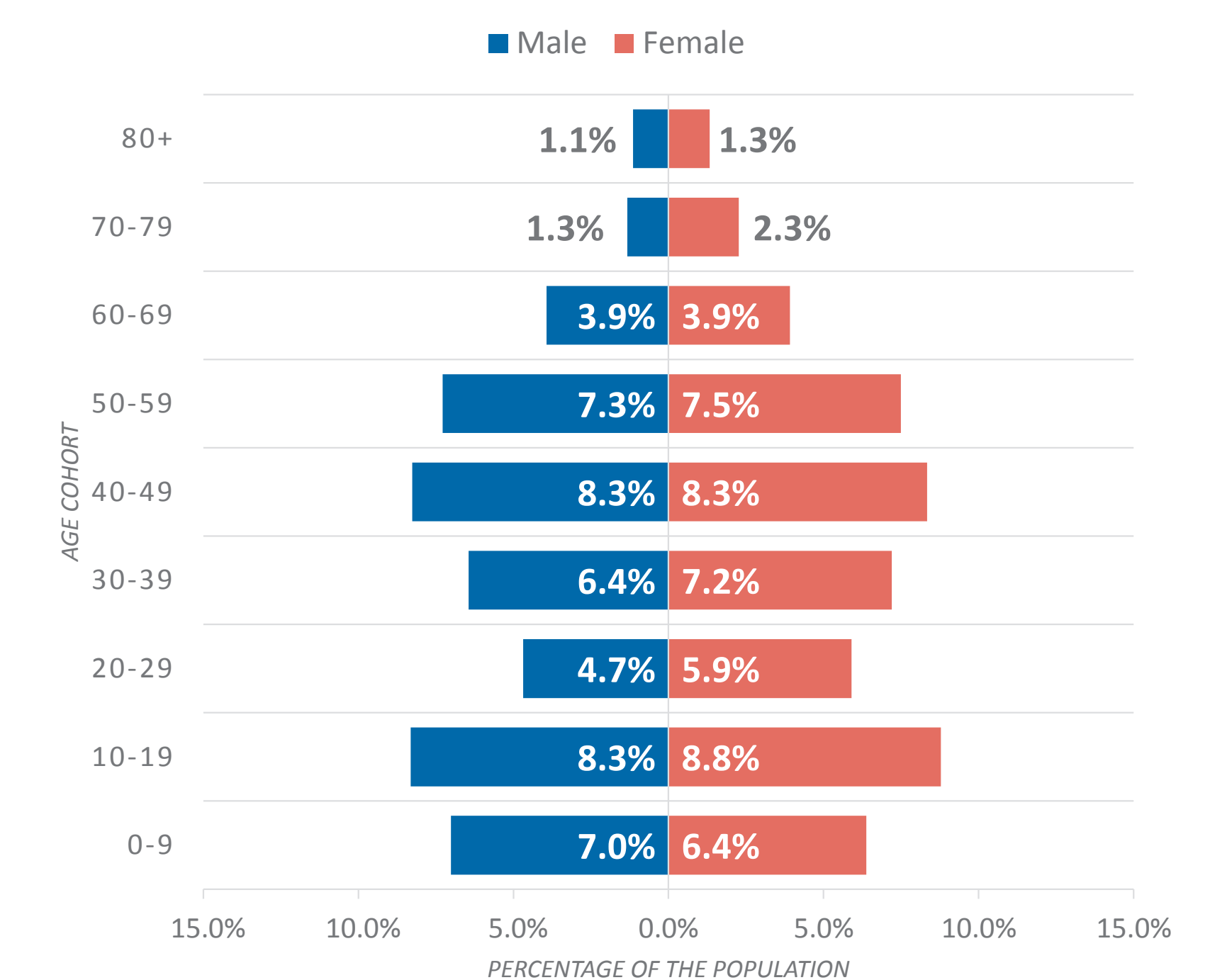
New Lenox's population has shifted since 2000 from one heavily oriented toward age groups typically associated with young families (ages 0 to 19 and 30 to 49) to one where a greater variety of age groups are represented. In 2000, those age groups made up 72% of the total population. By 2015, those age groups only accounted for 61% of the total population.



Source: 2000 Census; 2011-2015 5-Year American Community Survey; *SB Friedman*

5

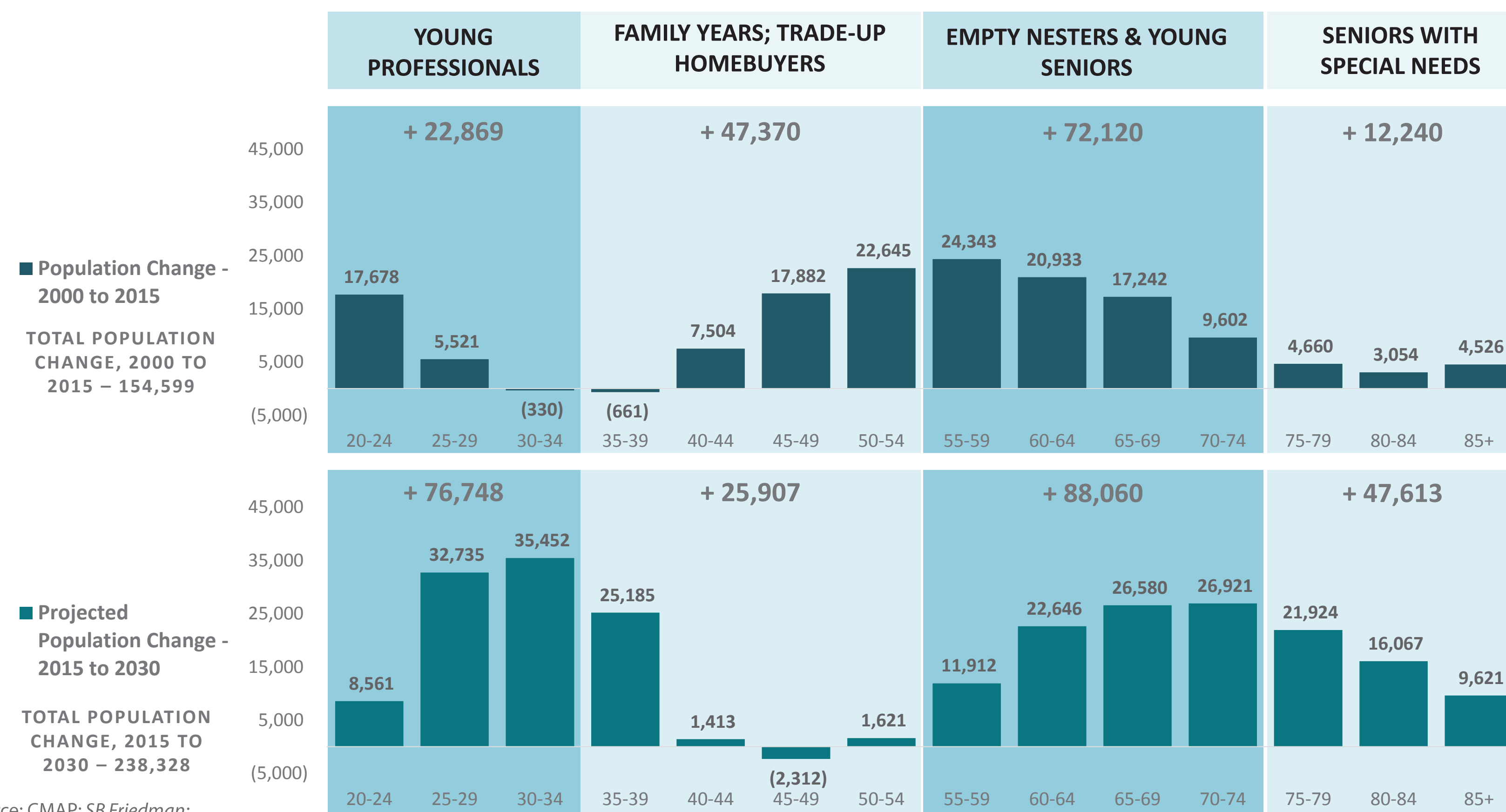
### POPULATION PYRAMID - 2015



COMPREHENSIVE PLAN

### 01 Demography: Will County Population

Between 2000 and 2015, Will County's population growth was mainly in older cohorts from ages 45 to 69. Between 2015 and 2030 however, population growth is anticipated to shift to younger cohorts from ages 25 to 39 and seniors with special needs.

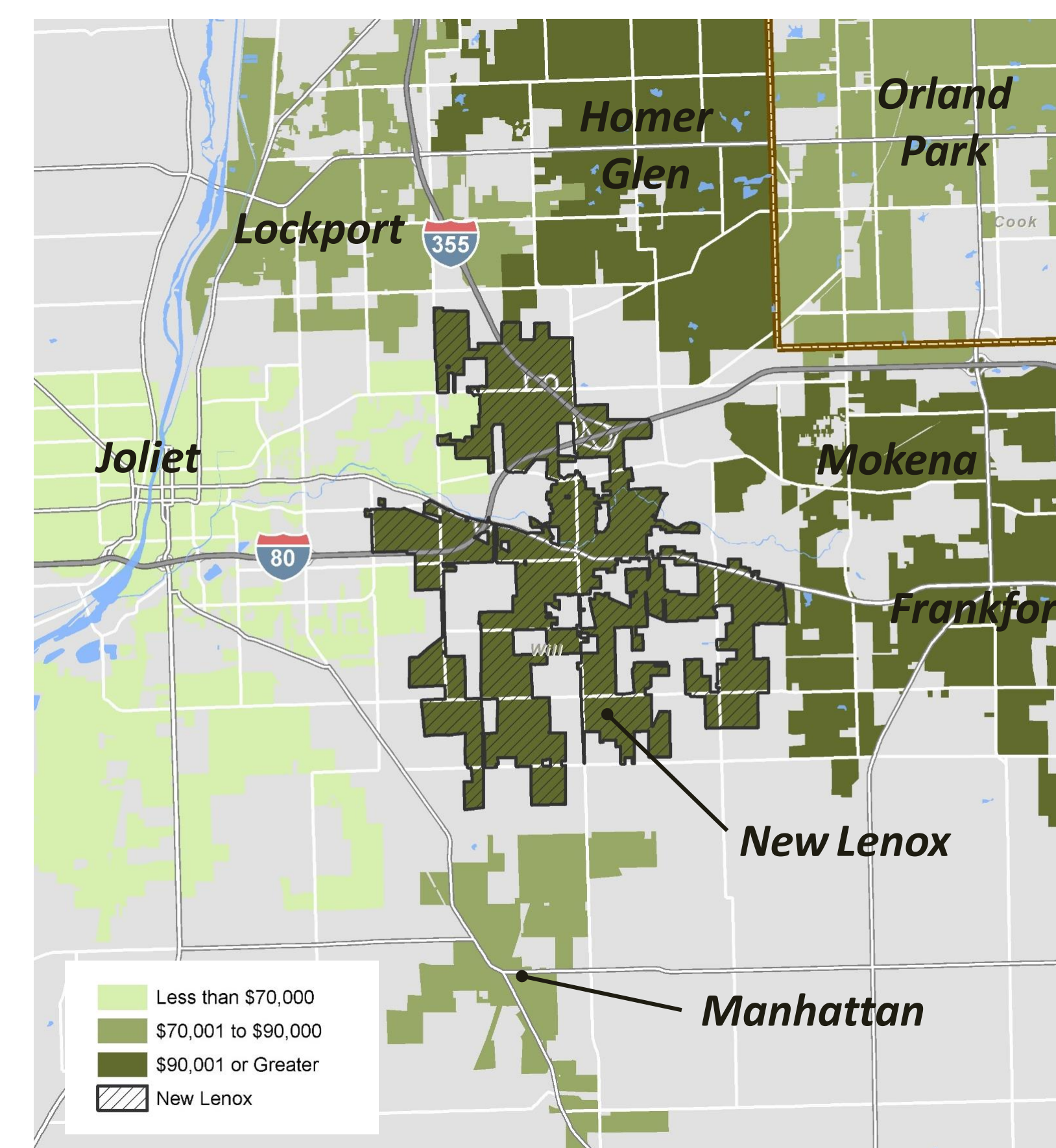


Source: CMAP; *SB Friedman*; Woods and Poole

6

COMPREHENSIVE PLAN

### 01 Demography: Median Income



Source: 2011-2015 5-Year American Community Survey; ESRI; *SB Friedman*

New Lenox is a higher income community with a median household income of \$99,393. This is considerably higher than both the State of Illinois and Will County overall, as well as many of the neighboring communities.

### MEDIAN HOUSEHOLD INCOME, 2015

Geography	Median Household Income
State of Illinois	\$57,574
Joliet	\$60,976
Will County	\$76,101
Lockport	\$78,522
Manhattan	\$81,445
Orland Park	\$81,453
Homer Glen	\$91,257
<b>New Lenox</b>	<b>\$99,393</b>
Mokena	\$100,100
Frankfort	\$111,152

7